
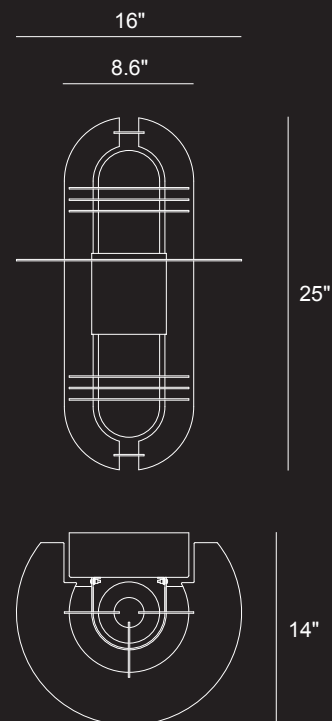


Maxi



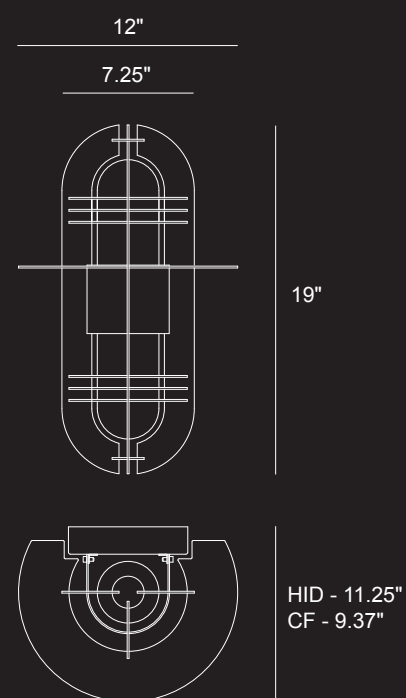
4013



Mini



4012



The Saturna family of luminaires consists of clean simple lines that form a classic shape to suit any architectural expression.

The Saturna up and down sconce provides symmetrical illumination with a dramatic light pattern. The large reflector disk helps direct the light both up and down. Two scales are offered for greater flexibility of application.

The standard frosted tempered glass lens provides a subtle lighting effect, softening and diffusing the light. The marine grade aluminum construction of these luminaires ensures longevity when used in exterior or interior applications.

The Saturna sconce is listed for wet locations to UL/CSA standards.

Rebelle's standard powder paint finishes are available. RAL or custom powder paint finishes can be specified.

For detailed information on all Saturna luminaires please refer to our website rebellelighting.com.

Saturna
Sconce
Up & Down

